

ATLAS

SINCE 1919

WHEELED LOADER L210

POWERFUL. OPTIMISED. COMFORTABLE.
L210



Features

- ▶ Excellent all-round visibility
- ▶ Steel cab with perfectly designed operator's stand
- ▶ Easy service accessibility for minimized downtime
- ▶ Ergonomically designed controls for fatigue-free operation
- ▶ Self-locking differentials provide optimum traction
- ▶ Loader frame with TSP kinematics
- ▶ Fuel efficient Cummins turbocharged diesel engine
- ▶ Fully automatic VarioPower transmission for smooth acceleration up to 40 kph



12,5 t



119 kW (162 HP)



2,0 - 3,5 m³

ENGINE

Manufacturer, model	Cummins, QSB 6.7
Type	6-cylinder turbocharged diesel engine, COM III/EPA III
Combustion	4-stroke cycle, Common Rail injection
Displacement	6700 cm ³
Net power rating at 2200 rpm (ISO 9249)	119 kW (162 hp)
Cooling system	Water

POWER TRANSMISSION

Hydrostatic drive, closed circuit, independent from loader hydraulics. Perfected driving automatics, automatic adjustment of drawbar pull and speed. Hydraulic motor power shift providing two speed ranges. Infinitely variable speed control forward and reverse. 4-wheel drive from reduction gear on rear axle via cardan shaft to front axle. Brake inching pedal.

2 gears:

"Low"	0-6 kph
"High"	0-40 kph

AXLES

Front: Planetary drive axle, rigidly mounted. Limited slip-type differential 45%.

Rear: Oscillating (with cushioning) planetary final drive axle, with integrated reduction gear. Limited slip-type differential 45%.

Angle of oscillation	±12°
----------------------	------

TIRES

Standard	20.5 R25 VJT Bridgestone
----------	--------------------------

BRAKES

Service brake: Hydraulically actuated two-circuit power brake system. Oil-immersed multi-disc brakes in both axles, acting on all 4 wheels via 4-wheel drive.

Auxiliary brake: Hydrostatic drive provides dynamic braking.

Parking brake: Spring-loaded brake acting on both discs of the rear axle.

STEERING

Articulated, 2 steering cylinders with final positioning damping on both sides, fully hydraulic through Load-Sensing priority valve, quick and easy steering even at engine idle-running speed.

Total steering angle	80°
----------------------	-----

FLUID CAPACITIES

Fuel tank	240 l
Hydraulic system (incl. tank)	135 l

OPERATING DATA, STANDARD EQUIPMENT

Operating weight (ISO 6016)	12,500 kg
Tipping load, straight at full reach (ISO 14397-1), direct mounting / QAS	8700 / 8340 kg.
Tipping load, articulated at full reach (ISO 14397-1), direct mounting / QAS	7600 / 7280 kg.
Total length, bucket on ground	7095 mm
Total width	2500 mm
Turning radius at outside bucket edge	5970 mm
Wheelbase	3100 mm
Total height (top of cab)	3260 mm



ELECTRICAL SYSTEM

Nominal voltage	24 V
Lighting system in compliance with German and European standards	

HYDRAULIC SYSTEM

Pump capacity	160 l/min
Working pressure	270 bar

Control unit: Proportional LUDV hydraulic valve with 3 control circuits. Simultaneous, independent control of all movements. Single, four-way control lever (multi-function lever) for 1 tilt and 2 lift cylinders with integrated travel direction selector switch and switch for additional control circuit. Control circuits "Lift / Lower", "Dump / Tilt-back" pilot-operated. Float position in control circuit "Lowering", electro-hydraulically operated. Electrically operated valve for additional control circuit provided as standard.

LOADER FRAME

Loader frame with TSP-linkage, attachments directly mounted.

General-purpose bucket (ISO 7546)	2.10 m ³
Lift capacity at ground level (ISO 14397-2)	123,400 N
Breakout force at bucket edge (ISO 14397-2)	106,000 N

FORK LIFT ATTACHMENT

Operating load over the total lift and steering range	4500 kg
Operating load in transport position, approx. 300 mm above ground level, total steering range	5000 kg
Width of fork carrier	1900 mm
Length pallet forks (150x60 mm)	1200 mm
Stability factor	1.25
Operating load determined on level ground = 80 % of tipping load, articulated	

CAB

Rubber-mounted full-vision steel cab, ROPS (EN ISO 3471) and FOPS (EN ISO 3449) certified.

Cab featuring two doors, electric windshield intermittent wipers and washer (front and rear), tinted panoramic safety glass, sliding window on left-hand side.

Driver's seat with hydraulic cushioning and lap belt, weight-adjustable, in compliance with ISO 7096 and ISO 6683.

Cab heating with 3-speed heater fan (choice fresh air/recirculating air) and windshield defroster, front and rear.

Automatic climate control.

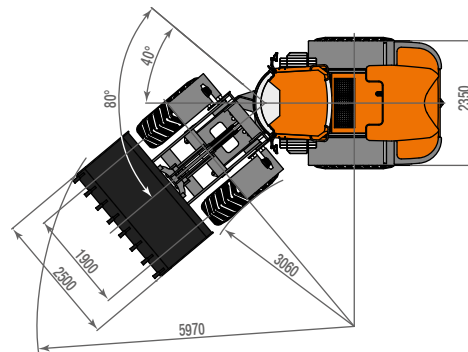
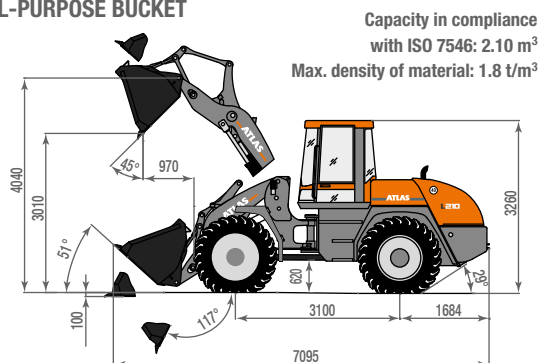
Steering wheel with height and tilt adjustment.

Radio pre-installation.

2 front and 2 rear working floodlights.

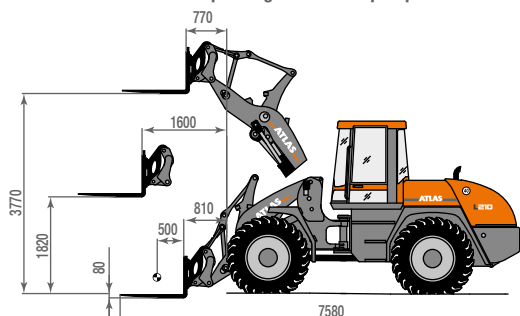
Sound level values in compliance with EC-directives.

GENERAL-PURPOSE BUCKET



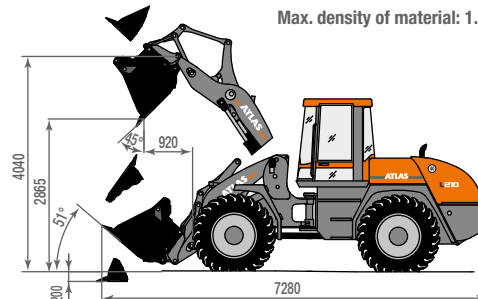
FORK LIFT ATTACHMENT

Operating load over total lift range: 4500 kg
Operating load in transport position: 5000 kg



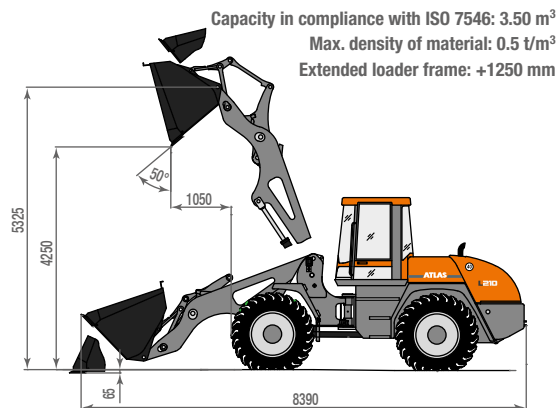
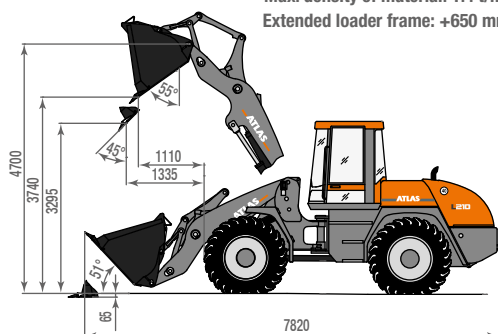
MULTI-PURPOSE BUCKET

Capacity in compliance with ISO 7546: 1.80 m³
Max. density of material: 1.6 t/m³



EXTENDED LOADER FRAME

Capacity in compliance with ISO 7546: 2.40 m³
Max. density of material: 1.4 t/m³
Extended loader frame: +650 mm



BUCKET TYPE

BUCKET TYPE	Capacity	Density	Width	Dump height
General-purpose bucket, quick-attach system (QAS), teeth	2.00 m ³	1.8 t/m ³	2500 mm	2980 mm
General-purpose bucket, QAS, bolt-on cutting edge	2.00 m ³	1.8 t/m ³	2500 mm	2940 mm
General-purpose bucket, directly mounted, teeth	2.10 m ³	1.8 t/m ³	2500 mm	3010 mm
General-purpose bucket, directly mounted, bolt-on cutting edge	2.10 m ³	1.8 t/m ³	2500 mm	2970 mm
Earth bucket, QAS, teeth	2.20 m ³	1.6 t/m ³	2500 mm	2940 mm
Earth bucket, QAS, bolt-on cutting edge	2.20 m ³	1.6 t/m ³	2500 mm	2890 mm
Light-material bucket, QAS, bolt-on cutting edge	2.80 m ³	1.2 t/m ³	2500 mm	2750 mm
Light-material bucket, directly mounted, bolt-on cutting edge	3.50 m ³	0.8 t/m ³	2800 mm	2670 mm
Multi-purpose bucket, QAS, teeth	1.80 m ³	1.6 t/m ³	2500 mm	2865 mm
High-tip bucket, QAS, bolt-on cutting edge	2.00 m ³	1.2 t/m ³	2500 mm	4450 mm

EXAMPLES OF MATERIAL DENSITIES

Granite, basalt, sand (damp), gravel (damp), slate:	1.8 - 2.2 t/m ³	Topsoil, clay, mineral coal:	1.1 - 1.6 t/m ³
Sandstone, gypsum, limestone, soil (damp), sand (dry), gravel (dry):	1.5 - 1.8 t/m ³	Wood chips (dry), compost, coke:	0.2 - 1.0 t/m ³

OPTIONAL EQUIPMENT

TIRES

20.5 R 25 XHA2 L3 Michelin
20.5 R 25 XLDD 2A Michelin
20.5 R 25 XMine D2 L5 Michelin
750/65 R 26 MEGAXBIB Michelin
20.5 R 25 VMT L3 Bridgestone
20.5 R 25 VSDL L5 Bridgestone
650/65 R 25 VTS Bridgestone
620/70 R 28 DT824 Goodyear
620/75 R 26 DT824 Goodyear
750/55 R 26 DT830 Goodyear
750/65 R 26 DT820 Goodyear
650/65 R 25 GP-3D Goodyear
Non-standard tires available on request

FRONT ATTACHMENTS

General-purpose bucket*	2.10 m³
Earth bucket*	2.20 m³
Light-material bucket*	2.80 m³
Light-material bucket*	3.50 m³
High-tip bucket*	2.00 m³
Side-dump bucket	1.80 m³
Multi-purpose bucket*	1.80 m³
Front ripper with 4 prongs	
Fork carrier, 1900 mm wide, ISO 2328, class 3, form B	
Forks, 1200 mm long, cross section 150x60 mm	
Load hook, attachable on fork arms	
Load hook integrated in quick-attach system	
Crane jib with rigid arm	
Crane jib, telescopic (mechanical)	
Sweeper, snow blade	
*optionally with bolt-on cutting edge	

ENGINE

Diesel particle filter	Catalyst
Preheater for cooling water, 230 V	Cyclone prefilter

DRIVER'S STAND

Operator's seat MSG85 (comfort version), hydraulic damping, extra-high backrest, weight-adjustable, lap belt

Air-cushioned operator's seat MSG 95 (premium version) with orthopedic lumbar support, extra-high backrest, adjustable armrests, headrest, seat and backrest heating

HYDRAULIC SYSTEM

Open return	4th control circuit, proportional
Filling with biodegradable hydraulic oil, ester-based, BIO-E-HYD-HEES	

CAB

Right-hand door with sliding window	Dust protection system
Working floodlights system Xenon	Independent diesel heating with timer
Yellow beacon	Anti-theft device (immobilizer)
Pressurized cab system	

OTHER OPTIONAL EQUIPMENT

Electrical tank refilling pump	Special creep versions available on request
Pilot-controlled hose-rupture valves for lift and tilt cylinders	Dynamic scales, with printer
Back-up alarm for reverse travel	Ride control system
Central lubrication system	Battery disconnecter
Versa-Steer steering system	Protection for cardan shaft
Automatic bucket return positioner	Guard for front window
Automatic bucket return positioner incl. lift height limitation	Guard for front lights
Extended loader frame (+650 mm/+1250 mm)	Guard for rear lights
Rear axle weights (+500 kg)	Axles with extended distance over hubs
Further optional equipment available on request	

www.atlasgmbh.com

ATLAS GmbH

Atlasstrasse 6, 27777 Ganderkesee, Germany

T: +49 (0) 4222 954 0, F: +49 (0) 4222 954 343

info@atlasgmbh.com

L210-EN (1) Effective from: August 2013. Product description and product prices may be changed at any time without prior notice. The photographs and/or drawings in this document are for illustrative purposes only. Refer to the appropriate Operator's Manual for instructions on the proper use of this equipment. Failure to follow the appropriate Operator's Manual when using our equipment or otherwise act irresponsibly may result in serious injury or death. The only warranty applicable to this product is the standard written warranty. Atlas makes no other warranty, expressed or implied, going beyond this guarantee. Products and services listed may be trademarks, service marks or trade-names of Atlas GmbH and/or its subsidiaries. All rights reserved. "ATLAS" is a registered trademark of Atlas GmbH. Copyright © 2013 Atlas GmbH.