

Wheel Loader L160

POWERFUL. OPTIMISED. COMFORTABLE.
L160



Features

- ▶ **Transverse-mounted turbocharged diesel engine, high performance, minimized fuel consumption, low emissions**
- ▶ **Hydrostatic travel drive, high traction power, infinitely variable speed control by driving automatics, optimum driving performance in all ground conditions, wear-free braking**
- ▶ **Powerful hydraulics, high lifting and ripping forces**
- ▶ **Excellent TSP kinematics for synchronized parallel operation of bucket and fork lift attachment over the entire lifting height**
- ▶ **Ease of operation, hydraulic pilot control, multi-function joystick for intuitive control**
- ▶ **Wide range of proven working tools**
- ▶ **Convincing serviceability, long maintenance intervals**



9,2 t



74,5 kW (102 HP)



1,5 - 2,6 m³

ENGINE

Manufacturer, model	Perkins, 1104 D-44T
Type	4-cylinder turbocharged diesel engine, EC phase III A, COM (2008)
Combustion	4-stroke cycle, direct fuel injection
Displacement	4400 cm ³
Net power rating at 2200 rpm (ISO 9249)	74,5 kW (102 hp)
Cooling system	Water

ELECTRICAL SYSTEM

Nominal voltage	24 V
Lighting system in compliance with German and European standards	

POWER TRANSMISSION

Hydrostatic drive, closed circuit, independent from loader hydraulics. Perfected driving automatics, automatic adjustment of drawbar pull and speed. Hydraulic motor power shift providing two speed ranges. Infinitely variable speed control forward and reverse. 4-wheel drive from reduction gear on rear axle via cardan shaft to front axle. Brake inching pedal.

2 speed ranges:

„Low“	0-6 km/h
„High“	0-20 km/h

4 speed ranges (high-speed version optional):

„Low“	0-6 / 0-20 km/h
„High“	0-12 / 0-40 km/h

AXLES

Front: Rigid planetary final drive axle. Limited slip-type differential 45%.

Rear: Oscillating (with cushioning) planetary final drive axle, with integrated reduction gear. Limited slip-type differential 45%.

Angle of oscillation ±12°

BRAKES

Service brake: Hydraulically actuated two-circuit power brake system. Oil-immersed multi-disc brakes in both axles, acting on all 4 wheels via 4-wheel drive.

Auxiliary brake: Hydrostatic drive provides dynamic braking.

Parking brake: Spring-loaded brake acting on multi-disc brakes on both axle shafts.

STEERING

Articulated, 2 steering cylinders with final positioning damping on both sides, fully hydraulic through Load-Sensing priority valve, quick and easy steering even at engine idle-running speed.

Total steering angle 80°

OPERATING DATA, STANDARD EQUIPMENT

Operating weight (ISO 6016)	9200 kg
Tipping load, straight at full reach (ISO 14397-1), direct mounting / QAS	6575 / 6215 kg
Tipping load, articulated at full reach (ISO 14397-1), direct mounting / QAS	5780 / 5440 kg
Total length, bucket on ground	6690 mm
Total width	2300 mm
Turning radius at outside bucket edge	5395 mm
Total height (top of cab)	2760 mm
Total height (top of cab)	3050 mm



TIRES

Standard 15.5 R 25 VUT Bridgestone

FLUID CAPACITIES

Fuel tank	140 l
Hydraulic system (incl. tank)	93 l

HYDRAULIC SYSTEM

Pump capacity	max. 99 l/min
Working pressure	310 bar

Control unit: Proportional hydraulic valve with 3 control circuits. Simultaneous, independent control of all movements. Single, four-way control lever (multi-function lever) for 1 tilt and 2 lift cylinders with integrated travel direction selector switch and switch for additional control circuit. Float position in control circuit "Lowering", electro-hydraulically operated. Additional control circuit electrically operated with preselection of flow rate and impulse/continuous operation.

LOADER FRAME

Loader frame with TSP-linkage, attachments directly mounted.

General-purpose bucket (ISO 7546)	1,60 m ³
Lift capacity at ground level (ISO 14397-2)	85.500 N
Breakout force at bucket edge (ISO 14397-2)	86.000 N

FORK LIFT ATTACHMENT

Operating load over the total lift and steering range	3200 (3500*) kg
Operating load in transport position, approx. 300 mm above ground level, total steering range	3500* kg
Width of fork carrier	1900 mm
Length pallet forks (140x50 mm)	1120 mm
Stability factor	1,25
Operating load determined on level ground = 80 % of tipping load, articulated	

CAB

Rubber-mounted full-vision steel cab, ROPS (acc. to ISO 3471) and FOPS (acc. to ISO 3449) certified.

Cab featuring two doors, electric windshield intermittent wipers and washer (front and rear), tinted panoramic safety glass, sliding window on left-hand side.

Driver's seat MSG85 (standard version) with hydraulic cushioning and lap belt, weight-adjustable, in compliance with ISO 7096 and ISO 6683.

Cab heating with 3-speed heater fan (choice fresh air/recirculating air) and windshield defroster, front and rear.

Automatic climate control.

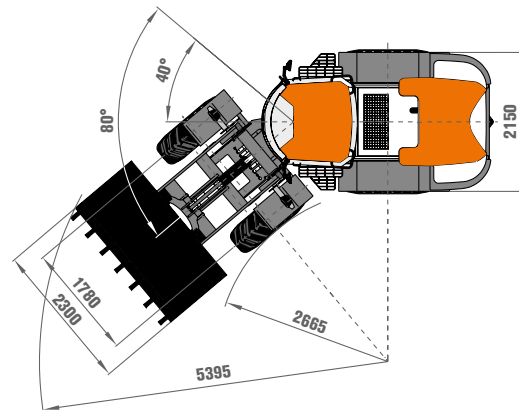
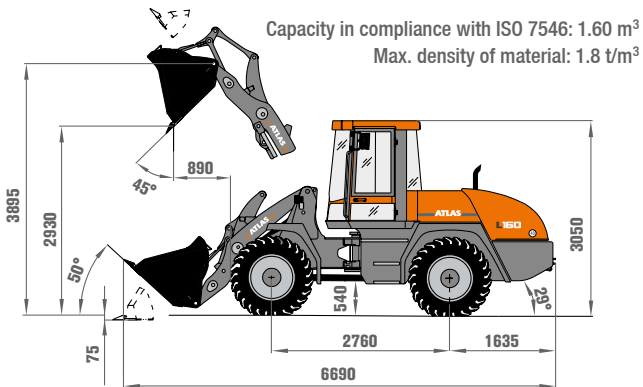
Tilt adjustable steering wheel.

2 working floodlights, front.

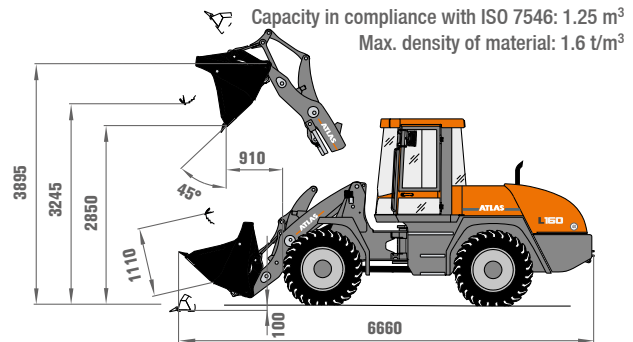
Sound level values in compliance with EC-directives.

*With rear axle weights

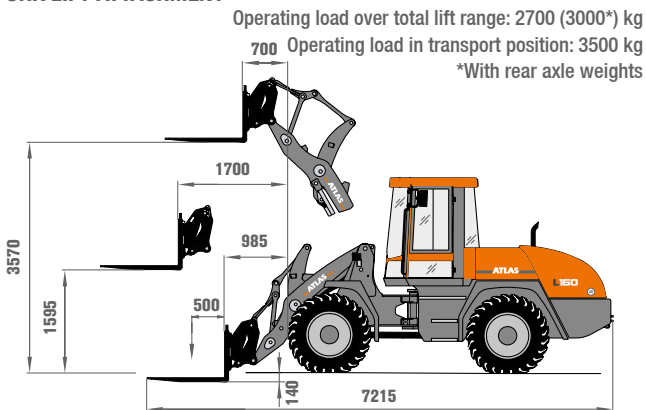
GENERAL-PURPOSE BUCKET



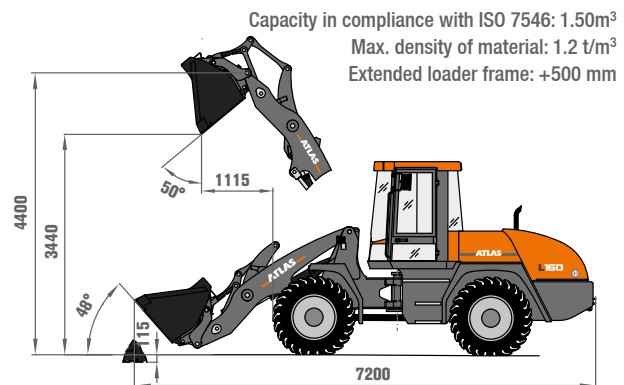
MULTI-PURPOSE BUCKET



FORK LIFT ATTACHMENT



EXTENDED LOADER FRAME



BUCKET TYPE

BUCKET TYPE	Capacity	Density	Width	Dump height
General-purpose bucket, quick-attach system (QAS), teeth	1,50 m ³	1,8 t/m ³	2300 mm	2890 mm
General-purpose bucket, QAS, bolt-on cutting edge	1,50 m ³	1,8 t/m ³	2300 mm	2850 mm
General-purpose bucket, directly mounted	1,60 m ³	1,8 t/m ³	2300 mm	2930 mm
General-purpose bucket, directly mounted, bolt-on cutting edge	1,60 m ³	1,8 t/m ³	2300 mm	2890 mm
Earth bucket, QAS	1,70 m ³	1,6 t/m ³	2300 mm	2890 mm
Earth bucket, QAS, bolt-on cutting edge	1,70 m ³	1,6 t/m ³	2300 mm	2790 mm
Earth bucket, directly mounted	1,80 m ³	1,6 t/m ³	2300 mm	2800 mm
Earth bucket, directly mounted, bolt-on cutting edge	1,80 m ³	1,6 t/m ³	2300 mm	2760 mm
Multi-purpose bucket, QAS	1,25 m ³	1,6 t/m ³	2300 mm	2890 mm
Multi-purpose bucket, QAS, bolt-on cutting edge	1,25 m ³	1,6 t/m ³	2300 mm	2850 mm
Light-material bucket, QAS, bolt-on cutting edge	2,20 m ³	1,2 t/m ³	2300 mm	2740 mm
Light-material bucket, QAS, bolt-on cutting edge	2,60 m ³	0,8 t/m ³	2500 mm	2710 mm
High-tip bucket	1,50 m ³	1,2 t/m ³	2300 mm	4360 mm

EXAMPLES OF MATERIAL DENSITIES

Granite, basalt, sand (damp), gravel (damp), slate:	1,8 - 2,2 t/m ³	Topsoil, clay, mineral coal:	1,1 - 1,6 t/m ³
Sandstone, gypsum, limestone, soil (damp), sand (dry), gravel (dry):	1,5 - 1,8 t/m ³	Wood chips (dry), compost, coke:	0,2 - 1,0 t/m ³

OPTIONAL EQUIPMENT

TIRES

15.5-25 EM 60 12 PR
15.5-25 R 25 GP-2B L2 Goodyear
15.5 R 25 XHA Michelin
17.5 R 25 XHA Michelin
17.5-25 EM SGL 12 PR Goodyear
17.5 R 25 X-Mine D2 Michelin
Non-standard tires available on request

FRONT ATTACHMENTS

General-purpose bucket**	1.60 m ³
Earth bucket*	1.80m ³
Light-material bucket*	2.20 m ³
Light-material bucket*	2.60 m ³
High-tip bucket*	1.50 m ³
Multi-purpose bucket*	1.25 m ³
Front ripper with 4 prongs	
Fork lift attachment: Fork carrier, 1,900 mm wide	
Forks, 1120 mm long, 140 mm wide, 50 mm high	
Load hook, attachable on fork arms	
Load hook integrated in quick-attach system	
Crane jib with rigid arm	
Sweeper, snow blade	
*optionally with bolt-on cutting edge	

DRIVER'S STAND

Operator's seat MSG85 (comfort version), hydraulic damping, extra-high backrest, weight-adjustable, lap belt

Air-cushioned operator's seat MSG 95 (premium version) with orthopedic lumbar support, extra-high backrest, adjustable armrests, headrest, seat and backrest heating

ENGINE

Diesel exhaust cleaner	Catalyst
------------------------	----------

HYDRAULIC SYSTEM

Open return	4th control circuit, proportional
Hydraulic outlet for front hand-held hammer	4th control circuit, electrical
"High flow" hydraulics, 120 l/min, 175 bar	Hydraulic installation 3rd additional control circuit, tube design

CAB

Height- and tilt-adjustable steering wheel	Pressurized cab
Right-hand door with sliding window	Independent diesel heating with timer
Working floodlight, rear	Air conditioning
Yellow beacon	Working floodlights, Xenon system

OTHER OPTIONAL EQUIPMENT

High-speed version 40 kph	Filling with biodegradable hydraulic oil, ester-based, BIO-E-HYD-HEES
Electrical tank refilling pump	Special creep versions available on request
Pilot-controlled hose-rupture valves for lift and tilt cylinders	Dynamic scales, with printer
Back-up alarm for reverse travel	Ride control system
Central lubrication system	Battery disconnecter
Versa-Steer steering system	Protection for cardan shaft
Automatic bucket return positioner	Guard for front window
Automatic bucket return positioner incl. lift height limitation	Guard for front lights
Anti-theft device (immobilizer)	Guard for rear lights
Extended loader frame (+500 mm)	Rear axle weights

Further optional equipment available on request

www.atlasgmbh.com

ATLAS GmbH

Atlasstrasse 6, 27777 Ganderkesee, Germany

T: +49 (0) 4222 954 0, F: +49 (0) 4222 954 343

info@atlasgmbh.com

L160-EN (1) Effective from: August 2013. Product description and product prices may be changed at any time without prior notice. The photographs and/or drawings in this document are for illustrative purposes only. Refer to the appropriate Operator's Manual for instructions on the proper use of this equipment. Failure to follow the appropriate Operator's Manual when using our equipment or otherwise act irresponsibly may result in serious injury or death. The only warranty applicable to this product is the standard written warranty. Atlas makes no other warranty, expressed or implied, going beyond this guarantee. Products and services listed may be trademarks, service marks or trade-names of Atlas GmbH and/or its subsidiaries. All rights reserved. "ATLAS" is a registered trademark of Atlas GmbH. Copyright © 2013 Atlas GmbH.