

## New design ATLAS 350MH E (Electric)



# Highlights

The trend of the future in recycling and scrap handling

Lower energy consumption

No refueling stops

No CO2 emissions

Low-noise operation, low generation of heat

Full mobility due to reeling line at the rear of the machine

Cost saving due to reduced maintenance

Use of standard parts from the proven Diesel machines

# Highlights

Powerful electric drive

Total power 170kW

Control cabinet integrated into the machine

Cable reel (approx. 80 m) at the rear of the machine

Electric climate control and heating system

Machine design tailored to E-drive

Proven hydraulics adopted to the greatest possible extent

The proven attachment tools can be used.

# Electric key performance indicators of the new 350MH E

Main drive 132KW / 400V / 1480 U/min / IP 55 for powering the master hydraulic system

Power take-off 11KW / 400V / 1465U/min / IP 55 for pilot control and steering

Total power of machine approx. 70KW

Supply voltage via transformer 24V 40 Amps

control cabinet integrated into the machine

Operating hours meter in the control cabinet

Emergency stop level category C

# Electrical connection requirements on the new 350MH E

Equipment: minimum load value 250KVA

3 phases + PE

400V / 315 Amps

# Electric cable reel at the rear of the new 350MH E

Cable reel mounted to the undercarriage (rear)

Approx. 80 m of reeling line

(depending on local conditions)

Cross section of line:  $3 \times 150^2 + 2G70 / 2 \times 2 \times 1 \times 1,5^2$  pilot lines

Optional:


Trailing cable or fixed connection




## New engine hood and casing parts tailored to the electric version of the 350 MH E

New design of engine hood on 350MH E with new cover.

Optimized visibility  
to the rear due to  
low design of the  
machine



## Close-up view of the new 350MH E



**E-drive and main pumps**




**Side panel at the radiator**



**Control cabinet and distributor block**



**Lockable master switch**  
**Optional: fixed connection or trailing cable**



**Compressor unit for electric heating and climate control system**



## Close-up view of the new 350MH E



## Fully integrated operating elements (in the cab) for the electrical system



All operating elements for the electrical system as well as heating and climate control are integrated on the left and right of the existing panel.  
Further use of the existing airflow system of the cab for heating and climate control.  
Optional rear view camera with color display.

Please contact us.  
We have just the right  
solution for you.